



# Macclesfield Quiz League

Sponsored by AstraZeneca

## News and Views: 2019–20 Season – Week 13 – 4 February 2020

### *Results and Tables*

Match of the Day was arguably in the B League, where second played third. At kick-off the **Nags Head** were six points ahead of the **Dolphin Dragons**, but the Dragons won fairly comfortably to close the gap to four points – and they have two games in hand. All to play for then in the B League promotion race, even though the **Waters Green Rams** are clear favourites to finish in first place.

Last week we mentioned that there were four teams battling to avoid seventh place in the B League. This week the **Plough Horntails** secured a valuable victory over the **Chester Road Tavern**, courtesy of which they jumped from seventh to fifth – leaving the **Waters Green Lemmings** in the second relegation spot. There are now three teams on eight points, and they each have a game in hand on the **Harrington Academicals** who are on ten.

Also last week, we suggested that the **Broken Cross Club's** victory over the **Brewers Arms** might have been "something of a minor triumph". They would appear to have surpassed that this week however, by defeating the table-topping **Sutton Club**. This was surely the Result of the Week, and it allowed the **Park Taverners** to take pole position in the C League with a victory over the **King's Gambit**.

In the A League, **Rushton Diamonds** won their second relegation battle in a row, this time over the **British Flag**. The Diamonds are now level on points with the **Weaver**; the Flag need at least two wins to catch either of them, and the Weaver have a game in hand (having set the questions this week).

### *Individual*

Most teams seem to have found the **Weaver's** questions rather tough. There were just three personal bests (take a bow **Jeff Corry**, **Bob Langstaff** and **Anne Jeater**) and no fewer than 30 people failed to better their lowest scores of the season.

Best individual score this week was **Alice Walker's** 48. There were also three scores of 42 in the A League; top scorer in the B League was **Dave Partington** with 36, and in the C League only **Wendy Brown** managed to make 30.



# Macclesfield Quiz League

Sponsored by AstraZeneca

## A League

### Results


<b>Queens</b>	<b>174</b>	122	<b>Royal Oak</b>
Alice Walker	48	27 27	Rosalie James Bill Cawley
<b>Rushton Diamonds</b>	<b>132</b>	128	<b>British Flag</b>
Brian Bogie	33	27 27	Tony Browne Ian Tams
<b>Dolphin</b>	156	<b>163</b>	<b>Nags Head 'B'</b>
Alan Hodgson Peter McBride Jeff Corry (pb)	42 39 30	42	Mark Watson

### Table

	Played	Won	Drawn	Lost	Total	Points
<b>Nags Head 'B'</b>	10	9	0	1	1687	18
<b>Queens</b>	11	8	0	3	1852	16
<b>Dolphin</b>	11	6	0	5	1749	12
<b>Church House Bollington</b>	9	6	0	3	1436	12
<b>Rushton Diamonds</b>	10	4	0	6	1463	8
<b>Weaver</b>	9	4	0	5	1419	8
<b>British Flag</b>	10	2	0	8	1353	4
<b>Royal Oak</b>	10	1	0	9	1495	2

### Individual Top Ten

	Team	Played	Total	Highest	Lowest	Week 13
<b>Alice Walker</b>	Queens	11	<b>501</b>	54	33	48
<b>Alan Hodgson</b>	Dolphin	11	<b>489</b>	57	39	42
<b>Haydn Thompson</b>	Queens	11	<b>459</b>	51	24	42
<b>Mark Watson</b>	Nags Head 'B'	10	<b>456</b>	51	42	42
<b>Ashton Davies</b>	Church House Bollington	9	<b>432</b>	54	42	
<b>Peter McBride</b>	Dolphin	11	<b>420</b>	45	27	39
<b>Brian Bogie</b>	Rushton Diamonds	10	<b>357</b>	42	21	33
<b>Rosalie James</b>	Royal Oak	10	<b>318</b>	48	18	27
<b>Graham Bailey</b>	Weaver	9	<b>312</b>	42	27	
<b>Alan James</b>	Royal Oak	10	<b>306</b>	42	15	18



# Macclesfield Quiz League

Sponsored by AstraZeneca

## B League

### Results


<b>Waters Green Lemmings</b>	89	<b>138</b>	<b>Harrington Academicals</b>
Bob Langstaff (pb)	30	36	Dave Partington
<b>Nags Head</b>	109	<b>128</b>	<b>Dolphin Dragons</b>
Alasdair Reid	27	33 33	Liz Horrocks Dave Cooper
<b>Plough Horntails</b>	<b>149</b>	108	<b>Chester Road Tavern</b>
Anne Jeater (pb)	33	21	Jim Moores
Malcolm Asquith	33	21	Mitch Moores

### Table

	Played	Won	Drawn	Lost	Total	Points
<b>Waters Green Rams</b>	10	9	0	1	1475	18
<b>Nags Head</b>	11	8	0	3	1589	16
<b>Dolphin Dragons</b>	9	6	0	3	1337	12
<b>Harrington Academicals</b>	11	5	0	6	1526	10
<b>Plough Horntails</b>	10	4	0	6	1335	8
<b>Robin Hood</b>	10	4	0	6	1317	8
<b>Waters Green Lemmings</b>	10	4	0	6	1229	8
<b>Chester Road Tavern</b>	9	0	0	9	904	0

### Individual Top Ten

	Team	Played	Total	Highest	Lowest	Week 13
<b>Dave Partington</b>	Harrington Academicals	11	<b>426</b>	48	27	36
<b>Keith Pointon</b>	Waters Green Rams	10	<b>357</b>	45	27	
<b>Alasdair Reid</b>	Nags Head	10	<b>309</b>	42	21	27
<b>Malcolm Asquith</b>	Plough Horntails	10	<b>306</b>	36	21	33
<b>Jim Kennelly</b>	Robin Hood	9	<b>303</b>	48	21	
<b>Jon Thompson</b>	Waters Green Lemmings	9	<b>303</b>	45	24	
<b>Liz Horrocks</b>	Dolphin Dragons	9	<b>303</b>	42	21	33
<b>Paul Prior</b>	Nags Head	9	<b>270</b>	42	18	18
<b>Andy Johnson</b>	Nags Head	9	<b>267</b>	39	18	
<b>Rob Parkin</b>	Harrington Academicals	8	<b>243</b>	39	24	24



# Macclesfield Quiz League

Sponsored by AstraZeneca

## C League

### Results

<b>Brewers Arms</b>	76	<b>114</b>	<b>Sutton Mutton</b>
Andy Ridgway	12	24	Wynne Keith-Davies
<b>Harrington 'B'</b>	<b>98</b>	96	<b>Pack Horse Bowling Club</b>
Geoff Parkin	27	21	Reg Bloor
<b>Sutton Club</b>	96	<b>109</b>	<b>Broken Cross Club</b>
Wendy Brown	30	21	Peter Bullivent
<b>Park Taverners</b>	<b>120</b>	70	<b>King's Gambit</b>
Graham Wallace	27	12 12	Michael Taylor Sam Baker

### Table

	Played	Won	Drawn	Lost	Total	Points
<b>Park Taverners</b>	12	9	0	3	1519	18
<b>Sutton Club</b>	12	8	0	4	1519	16
<b>Sutton Mutton</b>	11	7	0	4	1341	14
<b>Park Timers</b>	11	7	0	4	1322	14
<b>Brewers Arms</b>	12	6	0	6	1332	12
<b>Harrington 'B'</b>	11	5	1	5	1307	11
<b>Broken Cross Club</b>	12	4	1	7	1219	9
<b>Pack Horse Bowling Club</b>	11	4	0	7	1265	8
<b>King's Gambit</b>	12	1	0	11	969	2

### Individual Top Ten

	Team	Played	Total	Highest	Lowest	Week 13
<b>Andy Ridgway</b>	Brewers Arms	12	<b>327</b>	36	12	12
<b>Wendy Brown</b>	Sutton Club	10	<b>306</b>	45	18	30
<b>John Poyser</b>	Park Timers	11	<b>306</b>	39	12	
<b>John Green</b>	Harrington 'B'	11	<b>300</b>	39	15	15
<b>Shauna Barstow</b>	Park Taverners	11	<b>273</b>	36	15	24
<b>Graham Wallace</b>	Park Taverners	10	<b>270</b>	33	18	27
<b>Wynne Keith-Davies</b>	Sutton Mutton	8	<b>249</b>	45	24	24
<b>Kenny Davenport-Slater</b>	Brewers Arms	12	<b>246</b>	30	9	9
<b>Geoff Parkin</b>	Harrington 'B'	10	<b>243</b>	33	9	27
<b>Mike Proctor</b>	Sutton Mutton	10	<b>237</b>	33	12	15
<b>Tim Brewin</b>	Park Timers	11	<b>237</b>	27	12	



# Macclesfield Quiz League


Sponsored by AstraZeneca

## Cars & Van 4U Question Setters' Trophy

	Wk		Setters	Difficulty	Balance	Ent'ment	Total	Last Yr
1	12	Spec	<b>Chester Road Tavern</b>	9.93	9.49	7.03	<b>26.45</b>	(15.29)
2	4	GK	<b>Waters Green Rams</b>	7.23	9.79	6.20	<b>23.23</b>	18.84
3	7	Spec	<b>Royal Oak</b>	9.32	8.10	5.15	<b>22.57</b>	8.43
4	1	Spec	<b>Rushton Diamonds</b>	8.16	6.56	6.67	<b>21.40</b>	
5	4	Spec	<b>Park Timers</b>	10.00	4.79	6.47	<b>21.26</b>	18.44
6	9	GK	<b>Broken Cross Club</b>	6.28	9.13	4.43	<b>19.84</b>	18.23
7	6	Spec	<b>Queens</b>	5.60	8.13	6.03	<b>19.76</b>	15.92
8	2	GK	<b>Dolphin Dragons</b>	5.18	8.54	5.65	<b>19.37</b>	17.65
9	3	Spec	<b>British Flag</b>	2.74	9.72	6.03	<b>18.50</b>	14.50
10	6	GK	<b>Queens</b>	6.10	6.11	5.86	<b>18.07</b>	21.09
11	11	GK	<b>Church House Bollington</b>	4.82	6.84	6.09	<b>17.75</b>	11.71
<b>12</b>	<b>13</b>	<b>Spec</b>	<b>Weaver</b>	<b>3.28</b>	<b>7.76</b>	<b>6.00</b>	<b>17.04</b>	<b>14.14</b>
13	2	Spec	<b>Sutton Mutton</b>	6.24	6.11	4.11	<b>16.46</b>	8.61
14	1	GK	<b>Rushton Diamonds</b>	10.00	0.00	6.28	<b>16.28</b>	18.63
15	5	GK	<b>Sutton Club</b>	6.75	2.23	6.11	<b>15.10</b>	21.28
16	11	Spec	<b>Church House Bollington</b>	4.65	2.99	6.67	<b>14.30</b>	11.85
17	7	GK	<b>Royal Oak</b>	4.11	4.17	5.98	<b>14.26</b>	17.10
18	12	GK	<b>Pack Horse Bowling Club</b>	6.30	1.56	5.97	<b>13.83</b>	(21.93)
19	8	Spec	<b>Brewers Arms</b>	0.00	9.47	3.86	<b>13.33</b>	(8.05)
20	9	Spec	<b>Robin Hood</b>	1.58	6.64	4.37	<b>12.59</b>	(15.73)
21	8	GK	<b>Nags Head</b>	1.66	6.55	4.08	<b>12.29</b>	(15.49)
22	5	Spec	<b>Sutton Club</b>	3.39	0.00	6.19	<b>9.58</b>	
23	10	GK	<b>Harrington 'B'</b>	0.00	3.83	5.28	<b>9.11</b>	13.84
24	3	GK	<b>British Flag</b>	3.69	0.19	5.04	<b>8.92</b>	
<b>25</b>	<b>13</b>	<b>GK</b>	<b>Weaver</b>	<b>0.41</b>	<b>2.93</b>	<b>4.72</b>	<b>8.06</b>	<b>18.07</b>
26	10	Spec	<b>Plough Horntails</b>	0.32	2.86	4.19	<b>7.37</b>	(19.31)

### Specialist Rounds

<b>Entertainment marks:</b>	A League	<b>6.50</b>	B League	<b>6.50</b>	C League	<b>5.00</b>	<b>Overall</b>	<b>6.00</b>	Last year	<b>5.56</b>
Average team score going "first first":		<b>54</b>	Average team score going "second first":		<b>49</b>	Season's average:		<b>55</b>		
On average, teams going "first first" scored					<b>96%</b>	of their average for the season				
On average, teams going "second first" scored					<b>93%</b>	of their average for the season				
On average, the teams going "first first" did					<b>3%</b>	better than their opponents				



# Macclesfield Quiz League

Sponsored by AstraZeneca

## General Knowledge Rounds

<b>Entertainment marks:</b>	A League	<b>6.00</b>	B League	<b>4.67</b>	C League	<b>3.50</b>	<b>Overall</b>	<b>4.72</b>	Last year	<b>5.83</b>
Average team score going "first first":		<b>64</b>	Average team score going "second first":		<b>70</b>	Season's average:		<b>79</b>		
On average, teams going "first first" scored					<b>81%</b>	of their average for the season				
On average, teams going "second first" scored					<b>90%</b>	of their average for the season				
On average, the teams going " <b>second</b> first" did					<b>11%</b>	better than their opponents				

## Overall

Average team score going "first first":		<b>119</b>	Average team score going "second first":		<b>119</b>	Season's average:		<b>133</b>		
On average, teams going "first first" scored					<b>87%</b>	of their average for the season				
On average, teams going "second first" scored					<b>91%</b>	of their average for the season				
On average, the teams going " <b>second</b> first" did					<b>6%</b>	better than their opponents				

Most teams found the **Weaver's** questions quite tough; only three managed to score more than their averages for the season so far.

The **Specialist** set were only slightly harder than average, and (according to the spreadsheet) they were reasonably well balanced – the teams going first having a slight advantage. Along with a decent mark for Entertainment, these figures put them solidly in mid-table: **12th out of 26**.

The **General Knowledge** however were among the hardest we've had this season – only the Harrington 'B's set from Week 10 yielding lower scores. They were also less well balanced, with a distinct advantage to the teams that went "second first". We might conclude that these factors influenced the Entertainment mark, which although it put them 20th (out of 26) in this criterion, contributed to an overall placing of 25th.

According to the spreadsheet, each set favoured the teams that went first – meaning that the apparent biases cancelled each other out. **Overall** there was a slight bias in favour of the teams that went "second first". On an average team score of 119, the 6% bias might have made a difference of 7 points; this may have been enough to influence the results of two games.

Two of the teams that managed to score more than their average for the season were in the B League, and one was in the A League. Again, this may have influenced the Entertainment marks, which were noticeably lower in the C League – although it doesn't explain why the B League marked lower than the A League.