

# Macclesfield Quiz League

Sponsored by AstraZeneca

## News and Views: 2019–20 Season – Week 10 – 7 January 2020

### *Results*

We had top-of-the-table clashes in both the B and C Leagues this week. Both went to the team that was already top; in the B League the **Waters Green Rams** beat the **Nags Head** fairly comfortably, while in the C League the **Sutton Club** won a much closer game against the **Park Taverners**.

This was the Sutton Club's eighth win in a row, and it brought them revenge for their only defeat of the season so far (in Week 1). It was also the Taverners' second successive defeat, after they lost their unbeaten record in Week 9.

The closest game of all this week was in the B League, where the **Robin Hood** edged out the **Harrington Academicals** by a single point (127 to 126). This is the fifth match of the season that the Robin Hood have been involved in, that has been decided by a margin of five points or fewer (won 2, lost 3); and it was the Accies that were on the receiving end of their previous narrowest victory (by 166 points to 163, in Week 1).

### *Tables*

In the A League, the **Dolphin** fell two places from second to fourth after a defeat by the **Queens**. In the B League the **Robin Hood** went above the **Harrington Academicals** thanks to the narrow victory referred to above; and in the C League the **Brewers Arms** dropped a couple of places after losing to the **Park Timers**.


Otherwise the tables are unchanged; the **Nags Head 'B'**, **Waters Green Rams** and **Sutton Club** remain in top place in their respective leagues, with the **Nags Head** and **Park Taverners** in the other promotion places.

### *Individual*

In a week of modest scoring, the top scorers were **Ashton Davies** and **Mark Watson** with 42 each. There were 39s for **Alice Walker**, **Alan Hodgson**, **Haydn Thompson** (all in the same match!) and **Liz Horrocks**; top scorer in the C League was **Graham Wallace** with 27.

There were only three personal bests this week: take a bow **Phil Davies** (36), **Chris Wearne** (27) and **Tony Wilkinson** (18). No fewer than 35 people (out of 80) failed to better their lowest scores of the season; 16 of these were in the C League.

The most significant mover in the individual tables was **Andy Ridgway**, whose 24 was not enough to give the Brewers victory (see above) but took him from fourth to top place in the C League standings.



# Macclesfield Quiz League

Sponsored by AstraZeneca

## A League

### Results


<b>Nags Head 'B'</b>	<b>157</b>	129	<b>Royal Oak</b>
Mark Watson	42	30	Bill Cawley
<b>Dolphin</b>	137	<b>151</b>	<b>Queens</b>
Alan Hodgson	39	39 39	Alice Walker Haydn Thompson
<b>British Flag</b>	142	<b>147</b>	<b>Church House Bollington</b>
Phil Davies (pb)	36	42	Ashton Davies

### Table

	Played	Won	Drawn	Lost	Total	Points
<b>Nags Head 'B'</b>	8	8	0	0	1357	16
<b>Church House Bollington</b>	8	6	0	2	1270	12
<b>Queens</b>	8	5	0	3	1320	10
<b>Dolphin</b>	8	5	0	3	1267	10
<b>Weaver</b>	7	3	0	4	1089	6
<b>Rushton Diamonds</b>	7	2	0	5	1021	4
<b>Royal Oak</b>	8	1	0	7	1223	2
<b>British Flag</b>	8	1	0	7	1071	2

### Individual Top Ten

	Team	Played	Total	Highest	Lowest	Week 10
<b>Ashton Davies</b>	Church House Bollington	8	384	54	42	42
<b>Mark Watson</b>	Nags Head 'B'	8	363	51	42	42
<b>Alan Hodgson</b>	Dolphin	8	360	57	39	39
<b>Alice Walker</b>	Queens	8	360	54	33	39
<b>Haydn Thompson</b>	Queens	8	318	48	24	39
<b>Peter McBride</b>	Dolphin	8	291	45	27	27
<b>Rosalie James</b>	Royal Oak	8	264	48	18	18
<b>Alan James</b>	Royal Oak	8	261	42	24	24
<b>Brian Bogie</b>	Rushton Diamonds	7	258	42	21	
<b>Graham Bailey</b>	Weaver	7	237	42	27	



# Macclesfield Quiz League

Sponsored by AstraZeneca

## B League

### Results


<b>Robin Hood</b>	<b>127</b>	126	<b>Harrington Academicals</b>
Lorraine Hilton	27	33	Dave Partington
Tim Grimes	24		
Jim Kennelly	24		
Tony Wilkinson (pb)	18		
<b>Chester Road Tavern</b>	<b>85</b>	<b>146</b>	<b>Dolphin Dragons</b>
Chris Moores	18	39	Liz Horrocks
Mitch Moores	18	27	Chris Wearne (pb)
<b>Waters Green Rams</b>	<b>134</b>	110	<b>Nags Head</b>
Keith Pointon	27	30	Andy Johnson
Dave Smith	27		

### Table

	Played	Won	Drawn	Lost	Total	Points
<b>Waters Green Rams</b>	8	7	0	1	1195	14
<b>Nags Head</b>	8	6	0	2	1167	12
<b>Dolphin Dragons</b>	8	5	0	3	1209	10
<b>Robin Hood</b>	8	4	0	4	1069	8
<b>Harrington Academicals</b>	8	3	0	5	1106	6
<b>Plough Horntails</b>	7	3	0	4	916	6
<b>Waters Green Lemmings</b>	7	3	0	4	878	6
<b>Chester Road Tavern</b>	8	0	0	8	796	0

### Individual Top Ten

	Team	Played	Total	Highest	Lowest	Week 10
<b>Dave Partington</b>	Harrington Academicals	8	309	48	27	33
<b>Keith Pointon</b>	Waters Green Rams	8	285	45	27	27
<b>Liz Horrocks</b>	Dolphin Dragons	8	270	42	21	39
<b>Jim Kennelly</b>	Robin Hood	8	267	48	21	24
<b>Jon Thompson</b>	Waters Green Lemmings	7	234	42	27	
<b>Paul Prior</b>	Nags Head	7	222	42	21	21
<b>Alasdair Reid</b>	Nags Head	7	216	42	21	21
<b>Malcolm Asquith</b>	Plough Horntails	7	216	36	21	
<b>Andy Johnson</b>	Nags Head	7	210	39	21	30
<b>Rob Parkin</b>	Harrington Academicals	6	192	39	27	
<b>Dave Cooper</b>	Dolphin Dragons	7	192	36	18	18



# Macclesfield Quiz League

Sponsored by AstraZeneca

## C League

### Results

<b>Sutton Club</b>	<b>111</b>	106	<b>Park Taverners</b>
Chris Butler	24	27	Graham Wallace
<b>Pack Horse Bowling Club</b>	82	<b>93</b>	<b>Sutton Mutton</b>
Andrew Vickerstaff	15	24	Mike Proctor
<b>Park Timers</b>	<b>90</b>	80	<b>Brewers Arms</b>
Tim Brewin	21	24	Andy Ridgway
<b>Broken Cross Club</b>	<b>110</b>	48	<b>King's Gambit</b>
Jackie Hulme	24	12	Sam Baker

### Table

	Played	Won	Drawn	Lost	Total	Points
<b>Sutton Club</b>	9	8	0	1	1177	16
<b>Park Taverners</b>	9	7	0	2	1133	14
<b>Sutton Mutton</b>	9	5	0	4	1080	10
<b>Park Timers</b>	9	5	0	4	1060	10
<b>Brewers Arms</b>	9	5	0	4	1013	10
<b>Harrington 'B'</b>	8	3	1	4	955	7
<b>Pack Horse Bowling Club</b>	9	3	0	6	1053	6
<b>Broken Cross Club</b>	9	2	1	6	884	5
<b>King's Gambit</b>	9	1	0	8	706	2

### Individual Top Ten

	Team	Played	Total	Highest	Lowest	Wk 10
<b>Andy Ridgway</b>	Brewers Arms	9	249	36	18	24
<b>John Poyser</b>	Park Timers	9	246	39	12	12
<b>Wendy Brown</b>	Sutton Club	8	243	45	18	18
<b>John Green</b>	Harrington 'B'	8	228	39	21	
<b>Shauna Barstow</b>	Park Taverners	8	192	36	15	18
<b>Mike Proctor</b>	Sutton Mutton	8	192	33	12	24
<b>Kenny Davenport-Slater</b>	Brewers Arms	9	192	30	15	18
<b>Tim Brewin</b>	Park Timers	9	189	27	12	21
<b>Tim Bloor</b>	Pack Horse Bowling Club	8	186	36	12	12
<b>Graham Wallace</b>	Park Taverners	7	186	33	18	27



# Macclesfield Quiz League

Sponsored by AstraZeneca

## Cars & Van 4U Question Setters' Trophy

	Week		Setters	Difficulty	Balance	Ent'ment	Total	Last Yr
1	1	GK	<b>Rushton Diamonds</b>	10.00	7.22	6.28	<b>23.50</b>	18.63
2	7	Spec	<b>Royal Oak</b>	9.44	8.62	5.15	<b>23.21</b>	8.43
3	4	GK	<b>Waters Green Rams</b>	7.56	8.24	6.20	<b>22.00</b>	18.84
4	4	Spec	<b>Park Timers</b>	10.00	5.49	6.47	<b>21.96</b>	18.44
5	1	Spec	<b>Rushton Diamonds</b>	8.16	6.04	6.67	<b>20.87</b>	
6	2	GK	<b>Dolphin Dragons</b>	6.35	8.73	5.65	<b>20.73</b>	17.65
7	6	Spec	<b>Queens</b>	5.53	8.65	6.03	<b>20.21</b>	15.92
8	7	GK	<b>Royal Oak</b>	4.35	8.93	5.98	<b>19.25</b>	17.10
9	3	Spec	<b>British Flag</b>	2.79	9.68	6.03	<b>18.50</b>	14.50
10	9	GK	<b>Broken Cross Club</b>	6.24	7.08	4.43	<b>17.76</b>	18.23
11	2	Spec	<b>Sutton Mutton</b>	6.32	6.72	4.11	<b>17.15</b>	8.61
12	6	GK	<b>Queens</b>	6.38	3.50	5.86	<b>15.74</b>	21.09
13	3	GK	<b>British Flag</b>	3.81	5.37	5.04	<b>14.22</b>	
14	5	GK	<b>Sutton Club</b>	7.18	0.00	6.11	<b>13.29</b>	21.28
15	9	Spec	<b>Robin Hood</b>	1.67	7.23	4.37	<b>13.27</b>	(15.73)
16	8	Spec	<b>Brewers Arms</b>	0.00	9.22	3.86	<b>13.08</b>	(8.05)
17	8	GK	<b>Nags Head</b>	1.88	4.98	4.08	<b>10.94</b>	(15.49)
18	5	Spec	<b>Sutton Club</b>	3.45	0.00	6.19	<b>9.64</b>	
19	10	GK	<b>Harrington 'B'</b>	0.00	2.19	5.28	<b>7.47</b>	13.84
20	10	Spec	<b>Plough Horntails</b>	0.23	2.71	4.19	<b>7.13</b>	(19.31)

As last week (albeit that was in reality four weeks ago), the good news about this week's questions is that (according to the spreadsheet) they were very well balanced when taken as a whole. Unlike Week 9 however, the bias in each set is quite pronounced. In the Specialist questions (set by the **Plough Horntails**), the teams that went first scored on average only 82% of their average scores, while those that went second managed 93%. The General Knowledge (set by the **Harrington 'B'**) redressed this imbalance: the teams that went first (second in the Specialists) scored on average 75% of their average scores, and those that went second scored 87%.

Overall, all teams – regardless of the order they went in – scored on average 84% of their average scores. This of course didn't help the Balance scores, and it didn't help the Difficulty scores either. The General Knowledge scored zero for Difficulty, being the hardest we've had so far this season, and the Specialist did only slightly better – they weren't quite as hard as the Brewers Arms's questions in Week 8.

Not surprisingly, in view of the above, the questions were not popular. The General Knowledge are currently 12th (out of 20) in the Entertainment rankings, and the Specialists 17th. Overall, this week's questions currently occupy the bottom two places in the Cars & Vans 4U Question Setters' Trophy table.