

Macclesfield Quiz League

Sponsored by AstraZeneca

News and Views: 2019–20 Season – Week 6 – 12 November 2019

Results

Only two games were decided by fewer than ten points this week – but in four others the margin was between 11 and 13. Six were won by the teams that went "first first"; these were evenly spread between the Leagues, with two in each.

It's probably fair to say that all six games in the A and B Leagues went to form, but in the C League, two teams recorded their first wins of the season. The **Broken Cross Club** followed up last week's draw with a victory over the **Sutton Mutton**, by a margin of just three points; but possibly the surprise result anywhere this week was an 11–point victory for the **Pack Horse Bowling Club** (previously ninth in the table) over the **Brewers Arms** (second).

Tables

Once again this week there was no change at the top of any of the three Leagues; the two **Nags Head** teams and the **Park Taverners** remain in the three top spots.

Not much change at the bottom of the tables either; in the A and B Leagues the bottom three are the same as last week, while in the C League the **Broken Cross** and **Pack Horse** clubs both moved above the **King's Gambit** thanks to their first wins of the season.


In the A League the **Weaver** climbed to their highest position of the season so far, largely at the expense of the **Queens** who didn't play. The B League's biggest climbers were the **Dolphin Dragons**, who are steadily repairing the damage done by their two weeks off in Weeks 2 and 3 and are now in third place. And in the C League the **Park Timers** moved up from sixth to fourth with their third victory of the season.

Individual

There were 19 personal bests this week, and 31 people failed to better their lowest scores of the season.

For the second week running, **Ashton Davies** scored 51 and was the only individual to top 50. Next highest was **Peter McBride** with 45, and there were six scores of 42 (three each in the A and B Leagues). Joint top scorers in the C League were **John Green** and **John Poyser**, each with a personal best 39.

One of the 42s was for **Mark Watson**, taking him to the top of the A League Individual table above **Alice Walker**, who didn't play. In the B League, **Dave Partington** remains in first place but **Keith Pointon** and **Jim Kennelly** both moved ahead of **Paul Prior**, who was second last week but didn't play this time. Similarly in the C League, **Andy Ridgway** still tops the table but **Shauna Barstow**, who was second last week but didn't play this time, was overtaken by four people: **John Green**, **John Poyser**, **Wendy Brown** and **Kenny Davenport-Slater**.



Macclesfield Quiz League

Sponsored by AstraZeneca

A League

Results


Church House Bollington	149	173	Nags Head 'B'
Ashton Davies (pb)	51	42	Mark Watson
Ed Baron (pb)	39	36	Laurence Plant (pb)
		33	Mark Shaw (pb)
Rushton Diamonds	156	160	Dolphin
Art Higham	39	45	Peter McBride (pb)
Brian Bogie	39		
Weaver	172	159	Royal Oak
Ian Grieve (pb)	42	42	Bill Cawley (pb)
Alan Gilday	36	30	Rosalie James
Graham Bailey	30	27	Gill Baker (pb)
Lesley Davies (pb)	27		

Table

	Played	Won	Drawn	Lost	Total	Points
Nags Head 'B'	5	5	0	0	872	10
Dolphin	5	3	0	2	803	6
Weaver	4	3	0	1	645	6
Rushton Diamonds	5	2	0	3	772	4
Queens	4	2	0	2	690	4
Church House Bollington	4	2	0	2	615	4
British Flag	4	1	0	3	586	2
Royal Oak	5	0	0	5	782	0

Individual Top Ten

	Team	Played	Total	Highest	Lowest	Week 6
Mark Watson	Nags Head 'B'	5	234	51	42	42
Alan Hodgson	Dolphin	5	219	48	42	42
Alice Walker	Queens	4	204	54	48	
Ashton Davies	Church House Bollington	4	195	41	42	51
Peter McBride	Dolphin	5	195	45	27	45
Brian Bogie	Rushton Diamonds	5	195	42	36	39
Rosalie James	Royal Oak	5	180	48	30	30
Art Higham	Rushton Diamonds	5	168	42	27	39
Haydn Thompson	Queens	4	162	48	36	
Alan James	Royal Oak	5	162	42	24	24



Macclesfield Quiz League

Sponsored by AstraZeneca

B League

Results


Dolphin Dragons	138	125	Robin Hood
Liz Horrocks (pb)	42	33	Jim Kennelly
Nags Head	150	110	Chester Road Tavern
Alasdair Reid	33	33	Tony Moores (pb)
Waters Green Rams	143	132	Harrington Academicals
Keith Pointon	42	42	Dave Partington

Table

	Played	Won	Drawn	Lost	Total	Points
Nags Head	6	5	0	1	907	10
Waters Green Rams	5	5	0	0	807	10
Dolphin Dragons	4	3	0	1	640	6
Harrington Academicals	6	2	0	4	848	4
Plough Horntails	4	2	0	2	543	4
Robin Hood	5	1	0	4	672	2
Waters Green Lemmings	4	1	0	3	479	2
Chester Road Tavern	4	0	0	4	419	0

Individual Top Ten

	Team	Played	Total	Highest	Lowest	Week 6
Dave Partington	Harrington Academicals	6	246	48	27	42
Keith Pointon	Waters Green Rams	5	201	45	30	42
Jim Kennelly	Robin Hood	5	174	42	30	33
Paul Prior	Nags Head	5	168	42	24	
Alasdair Reid	Nags Head	5	165	42	21	33
Rob Parkin	Harrington Academicals	5	162	39	27	27
Liz Horrocks	Dolphin Dragons	4	147	42	30	42
Andy Johnson	Nags Head	5	147	39	21	30
Jon Thompson	Waters Green Lemmings	4	135	39	27	
Malcolm Asquith	Plough Horntails	4	129	33	30	



Macclesfield Quiz League

Sponsored by AstraZeneca

C League

Results


Sutton Mutton	113	116	Broken Cross Club
Wynne Keith-Davies	30	30 24	Jackie Hulme (pb) Peter Bullivent (pb)
Brewers Arms	117	128	Park Horse Bowling Club
Andy Ridgway	33	30	Michael Murphy (pb)
Harrington 'B'	125	137	Sutton Club
John Green (pb)	39	33 30 24	Chris Butler (pb) Wendy Brown Emma Griggs (pb)
King's Gambit	101	136	Park Timers
Sam Baker (pb) Michael Taylor	24 24	39	John Poyser (pb)

Table

	Played	Won	Drawn	Lost	Total	Points
Park Taverners	5	5	0	0	664	10
Brewers Arms	6	4	0	2	701	8
Sutton Club	5	4	0	1	688	8
Park Timers	5	3	0	2	625	6
Harrington 'B'	5	2	1	2	634	5
Sutton Mutton	5	2	0	3	618	4
Broken Cross Club	6	1	1	4	573	3
Pack Horse Bowling Club	5	1	0	4	603	2
King's Gambit	6	1	0	5	497	2

Individual Top Ten

	Team	Played	Total	Highest	Lowest	Week 6
Andy Ridgway	Brewers Arms	6	165	36	18	33
John Green	Harrington 'B'	5	156	39	24	39
John Poyser	Park Timers	5	156	39	24	39
Wendy Brown	Sutton Club	4	144	45	30	30
Kenny Davenport-Slater	Brewers Arms	6	132	30	15	21
Shauna Barstow	Park Taverners	4	126	36	24	
Mike Proctor	Sutton Mutton	4	117	33	24	
Chris Butler	Sutton Club	4	117	33	21	33
Geoff Parkin	Harrington 'B'	4	114	33	24	24



Macclesfield Quiz League

Sponsored by AstraZeneca

	Team	Played	Total	Highest	Lowest	Week 6
Jackie Hulme	Broken Cross Club	5	111	30	6	30
Simon Rumsey	Sutton Club	5	111	27	12	12

Cars & Van 4U Question Setters' Trophy

	Week		Setters	Difficulty	Balance	Ent'ment	Total	Last Yr
1	4	Spec	Park Timers	7.82	8.21	6.47	22.50	18.44
2	4	GK	Waters Green Rams	5.23	8.61	6.20	20.04	18.84
3	1	Spec	Rushton Diamonds	6.24	6.27	6.67	19.18	
4	6	Spec	Queens	3.84	8.89	6.03	18.76	15.92
5	2	GK	Dolphin Dragons	3.61	9.13	5.65	18.39	17.65
6	5	GK	Sutton Club	4.82	7.03	6.11	17.96	21.28
7	3	Spec	British Flag	1.63	9.81	6.03	17.47	14.50
8	6	GK	Queens	4.56	6.87	5.86	17.29	21.09
9	2	Spec	Sutton Mutton	4.81	6.64	4.11	15.56	8.61
10	1	GK	Rushton Diamonds	7.83	1.39	6.28	15.50	18.63
11	5	Spec	Sutton Club	2.02	0.00	6.19	8.21	
12	3	GK	British Flag	2.57	0.00	5.04	7.61	

The **Queens'** questions received more or less average marks all round, with the Specialists faring slightly better than the General Knowledge. The two sets are fourth and eighth respectively, out of twelve, in the overall table.

Both sets were of average **Difficulty**. In the Specialist rounds teams scored, on average, exactly 100% of their average scores (rounded); for the General Knowledge the figure was 101%. The **Balance** was pretty good (according to the spreadsheet): in the Specialists the teams that went first scored on average 98%, while those going second scored 101%. In the General Knowledge the figures were 104% (for the teams that went first in the Specialists) and 98% (for those that went second). The biases that the spreadsheet identified in the two sets tended to cancel each other out, so that overall the teams that went "first first" scored 102% of their averages, while those that went "second first" scored 99%.

The **Entertainment** scores were slightly less than average; the Specialist questions are currently seventh out of twelve, the General Knowledge ninth. The Specialist questions went down slightly better in the A League than in the B or C; the General Knowledge were also best received in the A League, and did well enough in the C League, but the B League gave them one of their lowest marks of the season so far.